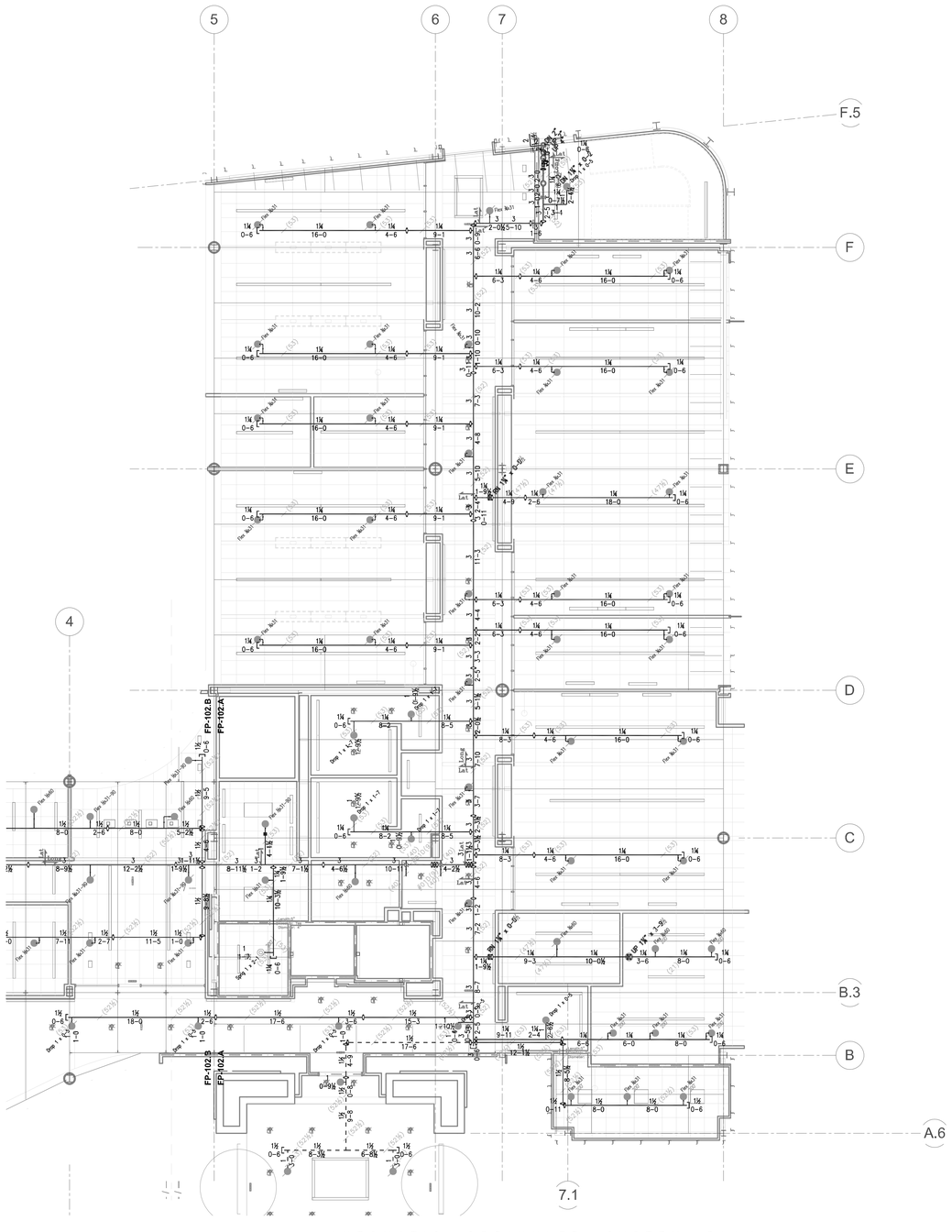

AUTOMATIC SPRINKLER SYSTEM PLAN

SCALE 1/8" = 1'-0"

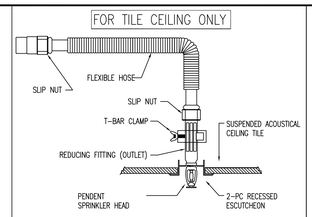

SPRINKLER DROP HOSES

NO SCALE

TYPICAL SPRINKLER HEAD SYMBOL

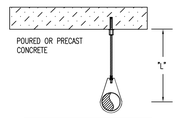

TYPICAL HANGER

TYPICAL HANGER #03P

NO SCALE

1 -- HILTI KWIK HUS-EZ 1 ANCHOR WITH COUPLING (3/8" = 1" THROUGH 4" PIPE)
1 -- ALL THREAD ROD
1 -- ADJUSTABLE HANGER RING

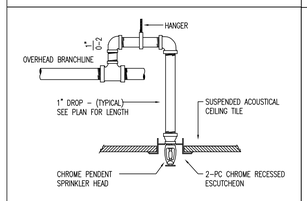

TYPICAL DROP DETAIL #2

NO SCALE

RETURN BEND FROM "UPRIGHT" OUTLET

TYPICAL SPRINKLER HEAD SYMBOL

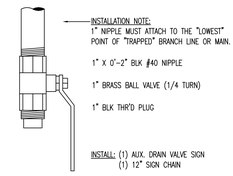

INSTALLATION NOTE:
1" NIPPLE MUST ATTACH TO THE "LOWEST" POINT OF "TRAPPED" BRANCH LINE OR MAIN.

1" X 0'-2" BLK #40 NIPPLE

1" BRASS BALL VALVE (1/4 TURN)

1" BLK THR'D PLUG

INSTALL: (1) AUX. DRAIN VALVE SIGN
(1) 12" SIGN CHAIN

"WET" AUX. DRAIN CONN. #3A

NO SCALE

NOTE: THIS ARRANGEMENT CAN BE INSTALLED FOR ANY VOLUME OF "TRAPPED WATER" ON A WET SYSTEM.

AUX. DRAINS ARE INDICATED ON THE PLAN BY THIS SYMBOL:

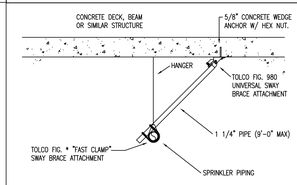

NFPA "LATERAL" SWAY BRACE @ CONCRETE

NO SCALE

LAT
PIPE
(PLAN SYMBOL)

* FIG. 1000 FOR BRACED PIPE 1" THRU 2", AND 1" OR 1-1/4" BRACING
* FIG. 1001 IS FOR BRACED PIPE 2-1/2" THRU 8", AND 1" OR 1-1/4" BRACING
* FIG. 2002 IS FOR BRACED PIPE 2-1/2" THRU 8", AND 1-1/2" OR 2" BRACING

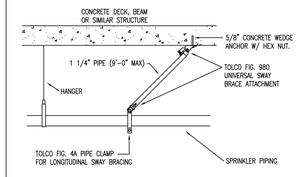

NFPA "LONGITUDINAL" SWAY BRACE @ CONCRETE

NO SCALE

LONG
PIPE
(PLAN SYMBOL)

* FIG. 4 IS FOR BRACED PIPE 1" THRU 3"
* FIG. 4A IS FOR BRACED PIPE 4" THRU 8"

SPRINKLERS

MAKE / VENDOR	MODEL	SIN	TYPE	RESPONSE TYPE	THREAD SIZE	NOM. "K"	CALC'D COVERAGE	DEFLECT. DISTANCE	TEMP.	FINISH	ESC.	WRENCH	SYMB.	QUANTITY
VIKING	M	VK300	UPR	QR	1/2"	5.6	225 SQ FT	1-12"	155'	BRZ	N/A	10899W/B		–
VIKING	M	VK350	UPR	QR	3/4"	8.0	130 SQ FT	1-12"	200'	BRZ	N/A	10899W/B		1
VIKING	EC	VK532	UPR	QR	3/4"	11.2	400 SQ FT	1-12"	200'	BRZ	N/A	05118CW/B		–
VIKING	MIRAGE	VK462	PND	QR	1/2"	5.6	225 SQ FT	1-12"	155'	WHT	CONCLD	14047W/B		9
VIKING	MIRAGE	VK464	PND	QR	3/4"	8.0	130 SQ FT	1-12"	200'	WHT	CONCLD	14047W/B		8
VIKING	MIRAGE EC	VK634	PND	QR	3/4"	8.0	400 SQ FT	1-12"	155'	WHT	CONCLD	14047W/B		37
RELIABLE	CS-56 DRY	R45114	PND	QR	1"	5.6	225 SQ FT	1-12"	155'	WHT	CNCLD	MODEL FC		–
VIKING	M	VK305	HSW	QR	1/2"	5.6	196 SQ FT	4-6"	200'	BRZ	N/A	10899W/B		–
TOTAL SPRINKLERS ON THIS CONTRACT:		560										TOTAL SPRINKLERS ON THIS SHEET:		55

"AS-BUILTS"

08-01-2017

REV	DATE	REVISION DESCRIPTION
1	08/05/16	FM SCOPE REVIEW
2	10/26/16	PERMIT SET
3	12/06/16	INSTALLATION SET
4		
5		
6		
7		
8		
9		
10		
11		

REVISION HISTORY

AUTOMATIC SPRINKLER DESIGN BASED ON THE FOLLOWING NFPA STANDARD

- ■ NFPA 13 — 2010
- □ NFPA 13 D — 2002
- □ NFPA 13 R — 2002
- □ NFPA 14 — 2003
- □ NFPA 20 — 2003
- □ OTHER

The design information and data contained on this electronic media is provided to you as an instrument of service, protected by copyright law, and intended for use and reference relative only to the specific project they describe. J. F. Ahern Co. explicitly assumes no responsibility or liability for any other use of these electronic files whatsoever. The electronic files may not be copied, modified or released to a third party without the direct written permission of J. F. Ahern Co. Further, because transmission errors and read/write errors can occur and because electronic media stored can be modified by other parties intentionally or otherwise without notice of said modification, J. F. Ahern Co. cannot guarantee the accuracy of these files.

Since 1880 AHERN

J. F. AHERN CO.
FIRE PROTECTION CONTRACTORS
2675 Scott Ave., Suite C
St. Louis, MO 63103-3047
(314) 535-4544 p (314) 535-0144 f
www.jfahern.com

KEYPLAN

WEBSTER UNIV - INTER. SCIENCE BUILDING
8274 BIG BEND BLVD.
WEBSTER GROVES, MO

FIRE PROTECTION PLAN - LEVEL 2 - AREA A

0 2 4 8 16 24 FT

SCALE: 1/8" = 1'-0"
DRAWN BY: DANA MITCHELL
PROJECT MNGR: KURT REUTHER
DATE: 07/25/2016
CONTRACT NO: 461259

CONSTRUCTION DOCUMENTS

FP-102.A